



ULTRA LEVEL TECH CO., LTD.

www.ultralevel.com.tw Tel:+886-2-29180118 Fax:+886-2-29181465

We Supply the Power Customers Need ISO9001

220W ~ 400W AC-DC Active PFC SWITCHING POWER SUPPLY PRL0602N SINGLE OUTPUT SERIES

FEATURES:

- ◆ Compact 400W with 1U height Power Density: 11.11 watts/cu in
- ◆ Active Power Factor Corrected to EN61000-3-2 Class D
- ◆ Built-in Remote On-Off, Power Good, Fan Fail Alarm
- ◆ Peak Power 700W within 500uS Duty Duration
- ◆ Variable Fan Speed & Low Acoustical Noise
- ◆ High Quality & Reliable Component Usage
- ◆ Output Voltage ranging from 12 ~ 60Vdc
- ◆ 4 - Mechanical Options
- ◆ Full Range AC Input



U Type: 6(L) x 4(W) x 1.5(H)"



E Type: 7(L) x 4(W) x 1.6(H)"



F Type: 6(L) x 4(W) x 2(H)"



C Type: 6(L) x 4(W) x 1.57(H)"

PRODUCT SPECIFICATIONS:

Input Voltage: 90 ~ 264Vac full range, 47 ~ 63Hz.

Input Current: 8A at 90Vac full load.

Inrush Current: Max. 70A@230Vac & 35A@115Vac; both under cold start conditions.

Power Factor Correction: >0.9 @ Vin: 230Vac full load.

Transient Response: Returns to within 1% in less than 2.5mS for a 50% load change and the peak transient does not exceed 5%.

Overshoot: Turn-on & off overshoot < 5% over nominal voltage.

Efficiency: 75% minimum (Measuring at 230V and full load).

Turn On Delay: 1.5 second maximum at 120 Vac.

Hold Up Time: 16mS min. at 75% of full load at 120Vac.

Adjustability: Output user adjustable +/-5% minimum.

Fan Drive: 12VDC/300mA offering to drive an external fan.

Fan Fail (FF) Alarm: Designated as FF on pin 3 of CN1, two types of logical signal provided, contact manufacturer.

Remote On-Off: Designated as INH on pin4 of CN1, requires a low signal to inhibit output.

Power Supply On: Green LED designated as LED1 on the PCB.

Power Good: Designated as PG on CN1 and TTL high 100-500mS after DC regulation. It goes low at least 1mS before loss of regulation.

Input Fusing Protection: One T8A/250V fuse inserted in primary.

Over-Power Protection: 110~140% of I-Max; Auto-recovery.

Short Circuit Protection: Trip without damage and auto-recovery.

Over Voltage Protection: Unit latching down when output exceed 130% and recycle AC input to reset.

Over-Temperature Protection: Unit protected of excessive operating ambient 110 °C±5 °C, and automatic recovery.

Operating Temperature: 0°C to 70°C ambient, de-rating at 2.5% per degree from 50°C to 70°C.

Warranty: 2 years.

Switching Frequency: 68kHz PFC, 55 kHz PWM



Vibration: 5 ~ 50 Hz, acceleration ±7.35 m/s*s on X,Y and Z Axis.

Storage Temperature: -20°C to 85°C.

Operating Humidity: 5% to 90% RH, Non-condensing.

Storage Humidity: 5% to 95% RH, Non-condensing.

EMC: EN 55032: 2015+A11: 2020, Class B

EN 61000-3-2: 2014, EN 61000-3-3: 2013

EN 55035: 2017+A11: 2020

IEC 61000-4-2: 2008, IEC 61000-4-3: 2020

IEC 61000-4-4: 2012, IEC 61000-4-5: 2014+A1:2017

IEC 61000-4-6: 2013+C1: 2015, IEC 61000-4-8: 2009

IEC 61000-4-11: 2020+C1: 2020

Safety Regulation: IEC/EN/UL 62368-1

Leakage Current: < 3.5mA @ 264Vac.

(optional for 500uA max. at 240Vac / 300uA max. at 120Vac input)

HI-POT Test: 1500 VAC input line to chassis (10mA AC cut off

current); Isolating 3000VAC primary to secondary windings;

Primary to core 1500VAC. All for 3 sec.

Grounding Test: Apply 25 A from ground pin of the three prong

plug to the far most earth. Max allowable resistance 0.1 ohm.

Warranty: 2 years.

MTBF: 100000 Hrs (according to MIL-HBK-217F) at 30 °C .

Cooling:

Internal fan is provided.

Enclosure:

U Type: 6(L) x 4(W) x 1.5(H) inches.

C Type: 6(L) x 4(W) x 1.57(H) inches.

E Type: 7(L) x 4(W) x 1.6(H) inches.

F Type: 6(L) x 4(W) x 2(H) inches.

Burn in: 45 +/- 5 degree C for 1 hour @230Vac with full load.

Weight: Maximum weight is 800g.



ULTRA LEVEL TECH CO., LTD.

www.ultralevel.com.tw Tel:+886-2-29180118 Fax:+886-2-29181465

We Supply the Power Customers Need ISO9001

OUTPUT VOLTAGE / CURRENT RATING CHART: Measured at output power connector.

Model	Output Range	Preset Voltage	Max. Output Current		Regulation	Ripple & Noise
			Type U & E & F (forced air)	Type U & C (Convection)		
PRL0602Nx-12	10 ~ 13.8V	12 V	33.33A	18.33A	+/- 1%	1%
PRL0602Nx-15	14 ~ 15.5V	15 V	26.67A	14.67A	+/- 1%	1%
PRL0602Nx-18	16 ~ 20V	18V	22.22A	12.22A	+/- 1%	1%
PRL0602Nx-24	21 ~ 26V	24V	16.67A	9.17A	+/- 1%	1%
PRL0602Nx-28	27 ~ 34V	28V	14.29A	7.86A	+/- 1%	1%
PRL0602Nx-36	35 ~ 42V	36V	11.11A	6.11A	+/- 1%	1%
PRL0602Nx-48	43 ~ 50V	48V	8.33A	4.58A	+/- 1%	1%
PRL0602Nx-54	51 ~ 60V	54V	7.41A	4.07A	+/- 1%	1%

Note:

* PRL0602N series are designated as PRL0602Nx-y where x can be **U** (U-Chassis), **C** (U-chassis with top vented cover), **E** (Enclosed Type with end side built-in fan) or **F** (Enclosed Type with top cover built-in fan) or ,y can be **12, 15, 18, 24, 28, 36, 48 or 54**.

•**PRL0602NU Series:** U-Chassis @400W max. with min. 26.84CFM forced airflow or 220W convection cooled output.

•**PRL0602NC Series:** U-chassis with vented cover@220W max. convection cooling.

* **PRL0602NE Series:** Enclosed with rear side built-in fan @400W max.

* **PRL0602NF Series:** Enclosed with top built-in fan @400W max.

* All output ranges are covered in agency certifications and the preset voltage will be set as standard model if any request is not preset output please contact us in advance.

* Ripple and noise are measured from 10KHZ to 20MHz bandwidth at output with parallel 0.1μF ceramic and 22μF electrolytic capacitors.

* Providing peak power to 700W within 500uS for all models, longer duty duration need contact manufacture.

•1% minimum load is required to maintain the ripple and regulation.

* Output is fully isolated.

OUTLINE DRAWING:

Input and Output Connector (CN2):

Terminal block - Howder Part No. HD-121-7P or Molex - Mating JST VH series.

Input 5 pin connector (3 pin used, pin 2 & pin 4 removed), PCB labeling: L = Line; N = Neutral;

G = Chassis Ground. Output 10 pin connector.

Output Pin Assignment: (See table in right).

Mounting Inserts: 6 Places M4X0.7. Maximum Penetration 2mm.

Logic signal connector (CN1):

Mating JST XHP-4 or equivalent (CHYAO SHIUNN JS-2001-04);

Mating Pins: JST SXH-002T-P0.6 FOR AWG 30 to 26.

Pin 1: PG, Pin 2: RTN, PIN3: FF, Pin4: INH

Fan driver connector (FAN1):

12VDC/300mA is available to drive an external fan, Mating connector JST P/N XHP-2 (2 pins 0.98 pitch), equivalent (CHYAO SHIUNN JS-2001-02).

Howder	Molex
Pins 1 ~ 2: V+	Pins 1 ~ 5: V+
Pins 3 ~ 4: V-	Pins 6 ~ 10: V-
Pin 5: GND	Pin 12: GND
Pin 6: Neutral	Pin 14: Neutral
Pin 7: Line	Pin 16: Line

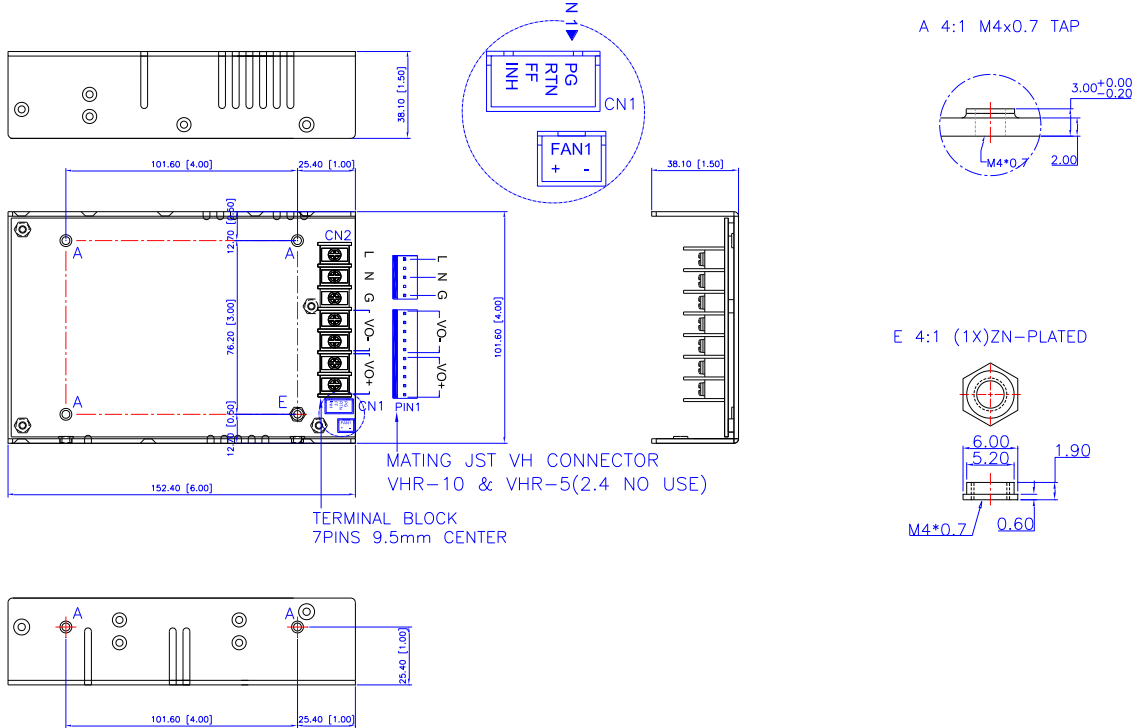


ULTRA LEVEL TECH CO., LTD.

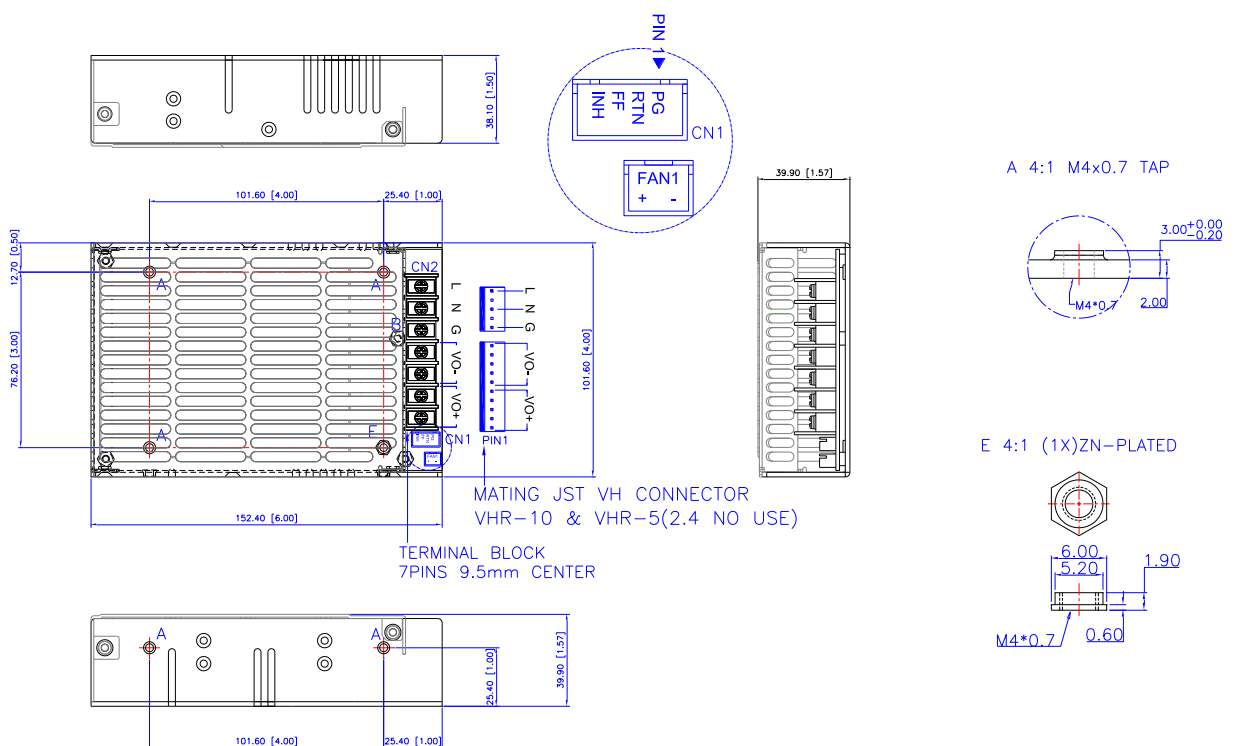
www.ultralevel.com.tw Tel:+886-2-29180118 Fax:+886-2-29181465

We Supply the Power Customers Need ISO9001

PRL0602NU Series (U-Chassis Type only): 6(L) x 4(W) x 1.5(H) inches; Weight: 600g.



PRL0602NC Series (U chassis with Top vented cover): 6(L) x 4(W) x 1.57(H) inches; Weight: 650g.



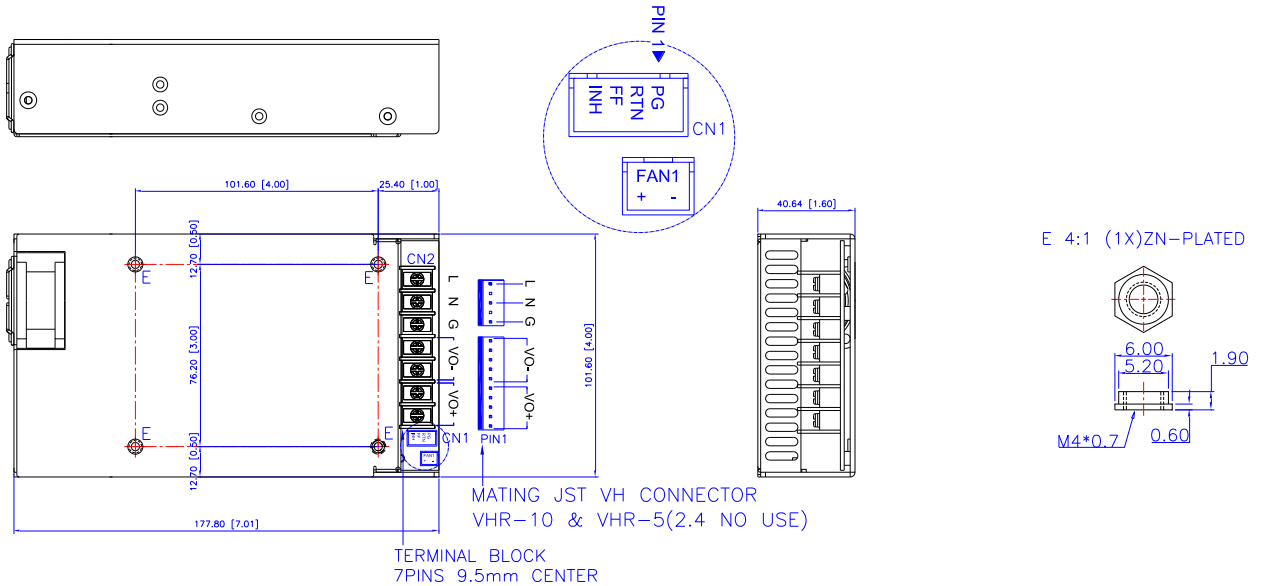


ULTRA LEVEL TECH CO., LTD.

www.ultralevel.com.tw Tel:+886-2-29180118 Fax:+886-2-29181465

We Supply the Power Customers Need ISO9001

PRL0602NE Series (Enclosed with Rear Side built-in Fan Type): 7(L) x 4(W) x 1.6(H)inches; Weight: 750g.



PRL0602NF Series (Enclosed with Top built-in Fan Type): 6(L) x 4(W) x 2(H)inches; Weight: 800g.

